

# Windows Live Mail ADDRESS BOOK SORT BY LAST NAME



© Darry D Eggleston, [DarryD@darryd.com](mailto:DarryD@darryd.com)

Click on the blue, underlined text to go to its linked reference.<sup>1</sup>

By default (what appears unless you change it), the Contacts in Windows Live Mail are shown by first name. Here's how to change it to show them by last name.

1. Open the Contacts (Figure 1).
2. From the MenuBar, select View > Sort by Last Name (Figure 2).

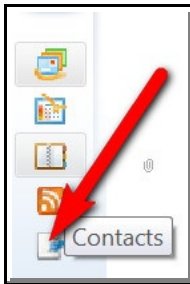


Figure 1

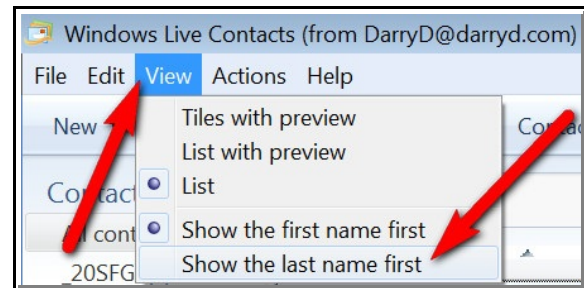


Figure 2



If you can't see the MenuBar, do this.

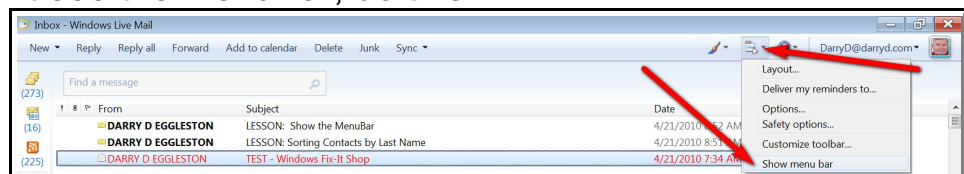


Figure 3

<sup>1</sup> Permission for reproduction in whole or in part is granted to groups and organizations for internal, non-profit use provided credit is given to the author along with the copyright notice: Article reprinted with permission. Copyright © 2010 Darry D Eggleston, <http://DarryD.com>. Editors: PegEgg Eggleston & Parker Monroe.