



# CONTENT PALETTE TEXT

© Darry D Eggleston, 813.677.2871, [DarryD@darryd.com](mailto:DarryD@darryd.com)

Click on any blue, underlined text to go to its linked reference.

If you want to enter text into a graphic, a way to quickly add flare to that text is to use the Text enhancements in the Content palette. Here's how.

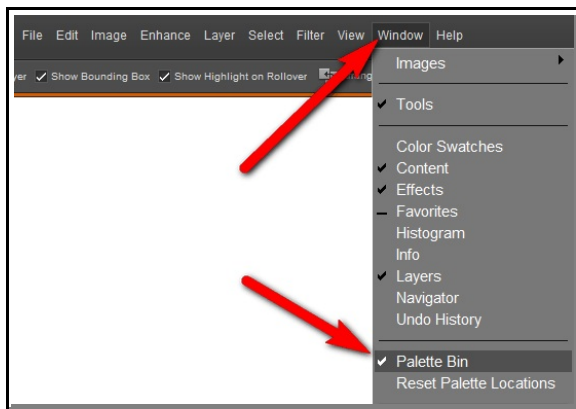


Figure 1

1. After you've typed the text and while still on that Text layer, open the Palette Bin (Figure 1).



Figure 2

2. Make selections in the Content palette (Figure 2):

- ① Left-click on "Content."
- ② Left-click on "Show All."
- ③ Scroll down until you see the "Aa" symbols.

3. On the next pages are samples of how the resulting text will appear.

<sup>1</sup> Editors: Peggy S. Eggleston, Dick Evans & Parker Monroe. Permission for reproduction in whole or in part is granted to organizations for internal, non-profit use provided credit is given to the author along with the copyright notice: Article reprinted with permission. Copyright © 2008 Darry D Eggleston, <http://DarryD.com>.

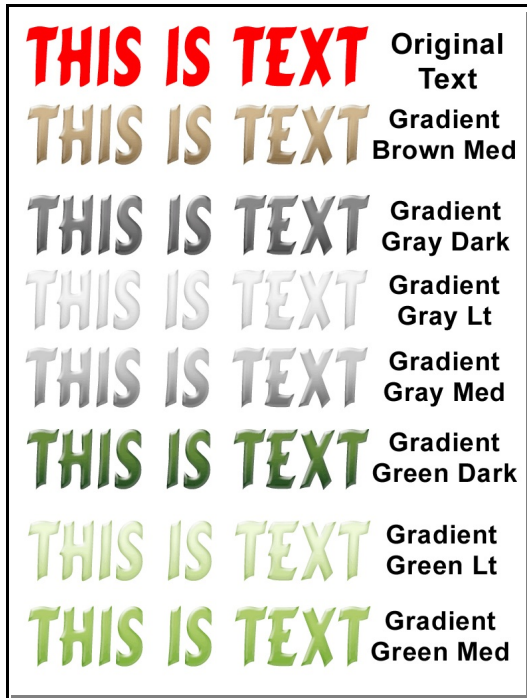


Figure 3

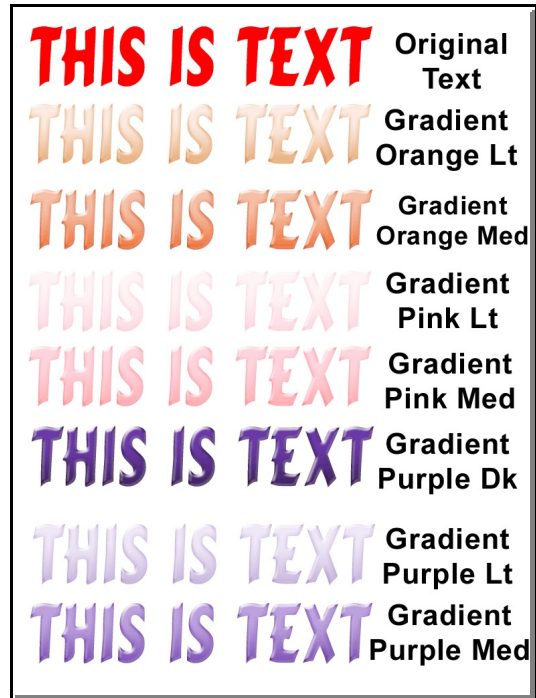


Figure 4



Figure 5

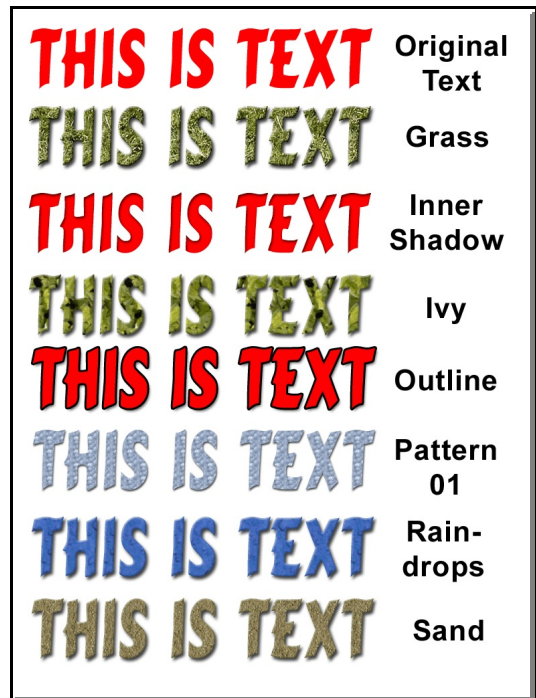


Figure 6

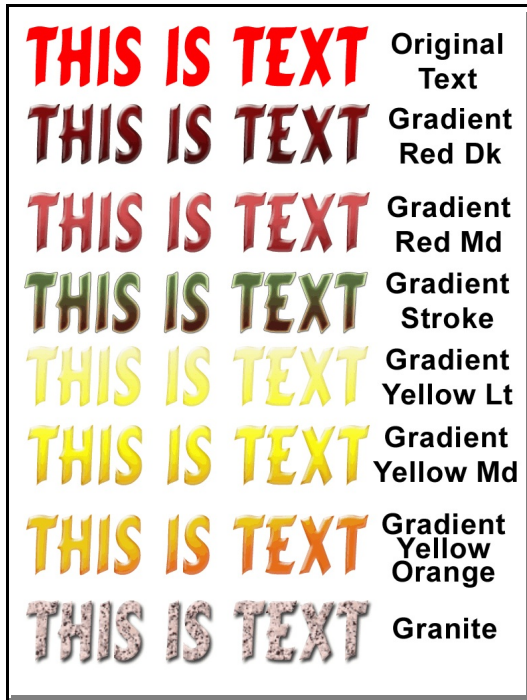


Figure 7

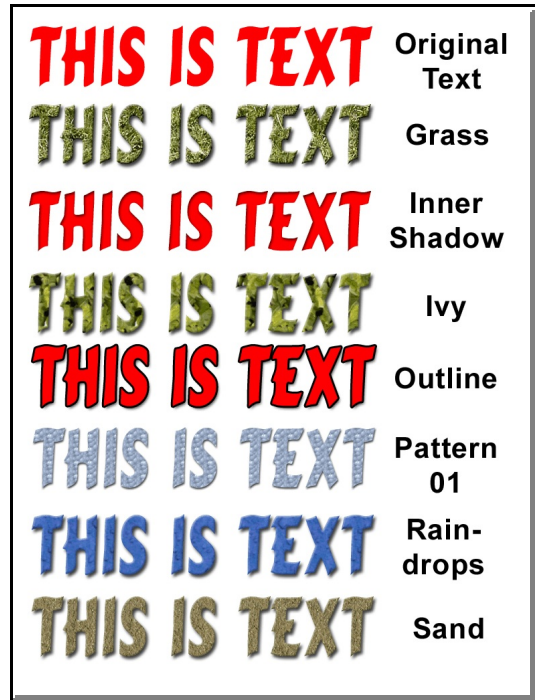


Figure 8