


Facebook SCRABBLE

© PegEgg Eggleston, 813.677.2871, PegEgg@pegegg.com
Click on any blue, underlined text to go to its linked reference.



Here is how to play Scrabble on Facebook.

I will start the Scrabble game on Facebook and play the first word. It will automatically send you a “Notification” that I have played and it’s your turn.

1. The notification will come to the little sign in the lower right hand of the Facebook screen (**Figure 1**). Left-click on the “Notification” button.

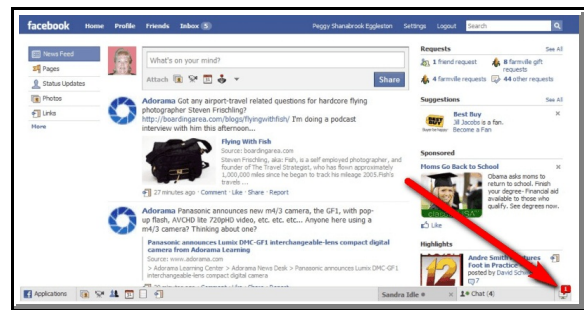


Figure 1

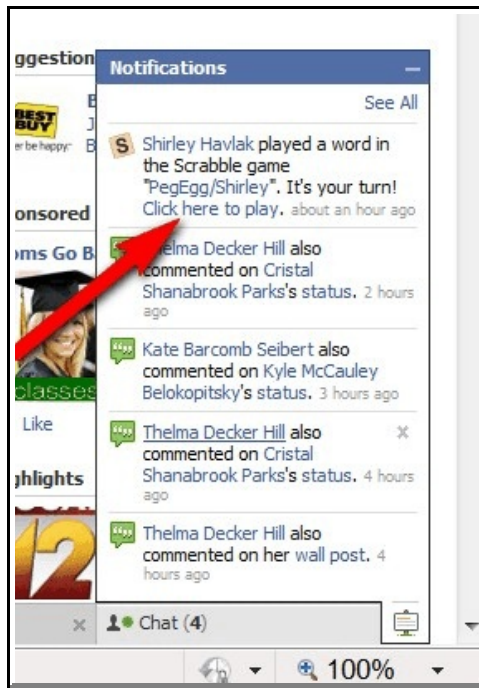


Figure 2

2. The notification will look like **Figure 2**. Click on “**Click here to play.**”

¹ Permission for reproduction in whole or in part is granted to individuals and to organizations for internal, non-profit use provided credit is given to the author along with the copyright notice: Article reprinted with permission. Copyright © 2007-9 Darryl D Eggleston, <http://DarrylD.com>.

3. It will take you to your game (it's a little slow so give it a few seconds to load). Your game will look like **Figure 3**.

4. Then play your word. Once you have played it, hit the **BIG GREEN ARROW** — to the lower-right of the board (**Red arrow in Figure 3**). This will play that word.



Figure 3



NOTE: To the left of the game board are tabs which say: CHAT, DICTIONARY and MOVES (**Figure 4**).

- The **Chat** is a chat box.
- The **Dictionary** is for word assistance.
- The **Moves** is a history of the words played.

Facebook will then send me a message that you have played, and I will play my word.

Figure 4 How easy is that? And we don't even leave the Facebook site.

You only have to play one play a day, at any time. No hurry.

Remember: It's the journey, not the destination, that's important at this time in our lives.